



**District Report Card: 2017**


<b>State:</b> Meghalaya	<b>District:</b> Ri Bhoi
<b>Class:</b> 3	<b>Subject:</b> Language
<b>Schools:</b> 59	<b>Students:</b> 680


**Participation/Coverage**


**Students**

<b>GENDER</b> 	Boys		Girls	
	Number	%	Number	%
	390	57.35	290	42.65

<b>AREA</b> 	Rural		Urban	
	Number	%	Number	%
	568	83.53	112	16.47

<b>CATEGORY</b> 	SC		ST		OBC		GEN	
	Number	%	Number	%	Number	%	Number	%
	24	3.53	633	93.09	9	1.32	14	2.06

<b>CWSN</b> 	LD	VI	HI	S&LD	ID	Oth
	0	0	0	1	1	16

<b>Management</b> 	Government		Government-aided	
	Number	%	Number	%
	153	22.50	527	77.50

**Average Performance of Students in Language (%)**

Overall	Gender		Area		Management		Social Group			
	Male	Female	Rural	Urban	Govt.	Aided	SC	ST	OBC	GEN
65.31	63.35	67.95	64.62	68.81	68.19	64.48	66.39	64.98	44.44	91.90

## Performance on Learning Outcomes (LOs)

Learning Outcomes	Description	Average Performance(%)
L304	Reads small texts with comprehension i.e., identifies main ideas, details, sequence and draws conclusions	66.44
L312	Reads printed scripts on the classroom walls: poems, posters, charts etc.	63.06

Range of Performance of Students who Answered Correctly							
Below 30%		30% - 50%		50% - 75%		Above 75%	
Number	%	Number	%	Number	%	Number	%
44	6.47	134	19.71	253	37.21	249	36.62

## Lowest Performing Learning Outcomes (LOs)

1 - Reads printed scripts on the classroom walls: poems, posters, charts etc. (63.06)

2 - Reads small texts with comprehension i.e., identifies main ideas, details, sequence and draws conclusions (66.44)